

PINZE POTB 2

I - Pinza tronchi a due cilindri orizzontali, con lama, per escavatore

GB - Log grab with two horizontal cylinders, with blade, for excavator

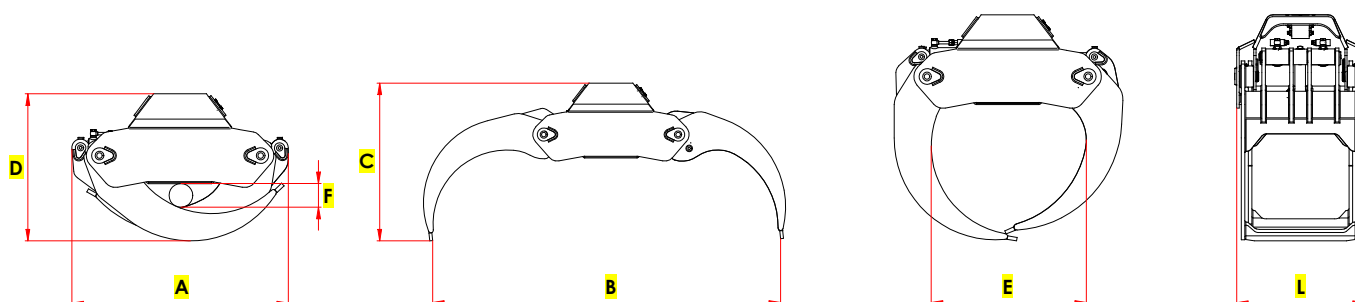
D - Holzgreifer mit zwei liegenden Zylindern, mit Klinge, für Bagger

F - Pince à bois à deux vérins horizontal, avec lame, pour pelle

E - Pinza para troncos con dos cilindros horizontal, con lamina, para excavadora





DISEGNO TECNICO / TECHNICAL DRAWING



Portata gru a braccio sfilato / Lifting capacity at the end of boom



Peso escavatore / Excavator weight

Modello Type	Capacità Capacity	Portata Load	Peso Weight	Pressione Pressure	Portata olio Oil flow	 Ton.	 Ton.	A	B	C	D	E	F	L
	M ²	kg	kg	Max bar	Lt/min			mm	mm	mm	mm	mm	mm	mm
POTB 650/2	0,65	6500	670	300	100	-	18-25	1240	2350	1070	840	920	135	750